

EVERPURE
▶ FROM PENTAIR WATER SOLUTIONS

FOODSERVICE CATALOGUE



Smart, Sustainable Water Solutions For Life

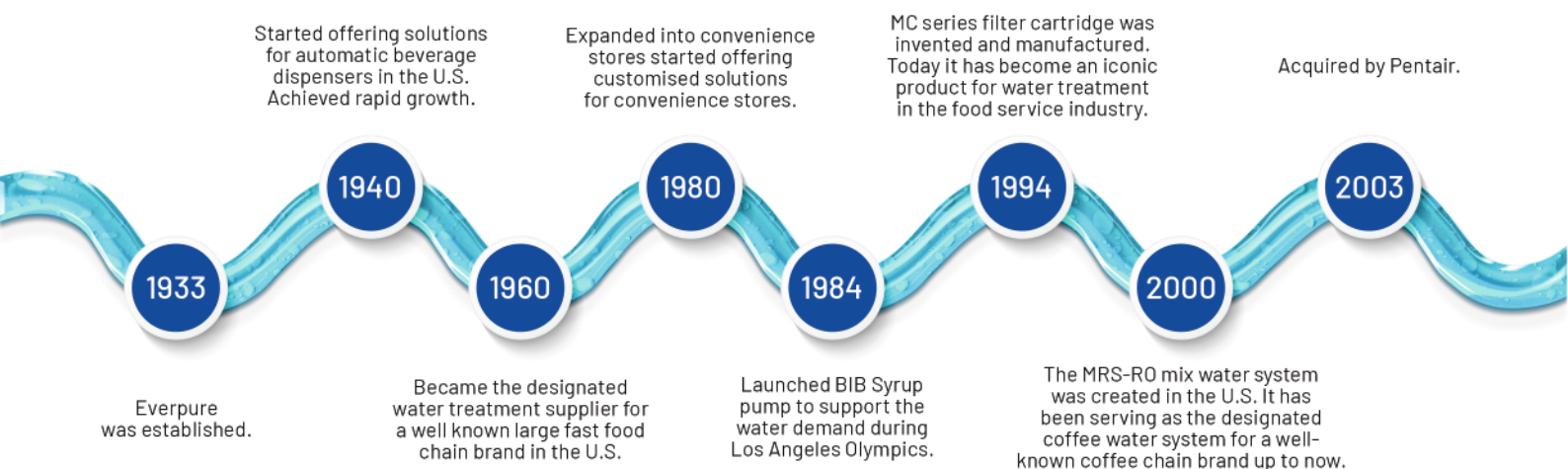
Pentair was founded in 1966 and is headquartered in Minnesota, USA. Everpure, a brand of Pentair, has been one of the most trusted brands in the foodservice industry since 1933. An expansive portfolio of technologies and products are designed to be the right sized to deliver the exact water quality specifications needed to meet operator’s ingredients and process water requirements. Pentair had revenue in 2021 of approximately USD 3.8 billion, and trades under the ticker symbol PNR. With approximately 11,250 global employees serving customers in more than 150 countries, we work to help improve lives and the environment around the world.

At Pentair, we are driven to create a better world through smart, sustainable water solutions. We help the world sustainably move, improve, and enjoy water, life’s most essential resource. From our residential and commercial water solutions, to industrial water management and everything in between, Pentair is focused on driving innovation that helps our planet and people thrive.



About Everpure

Everpure, a brand of Pentair, is dedicated to providing one-stop water solutions for commercial organizations across the world. With outstanding products and services, Everpure has successfully served numerous clients, including commercial coffee chain shops, beverages, fast food, and convenience stores, in customising well-rounded solutions, helping them improve water and energy efficiency, and realising sustainable development.



Water Parameters

Quality water is essential for taste, brewing, carbonation, steaming, equipment protection and more. Water used to make coffee, espresso, fountain beverages, drinking water and ice must be potable under local requirements and USEPA drinking water standards. For best taste, we recommend that water quality meets the attributes outlined in the provided table for each specific food service application.

Food Service Application:

Attribute	Coffee & Espresso	Fountain & Drinking Water	Ice	Steam
Turbidity	<0.10 ppm	<0.5 NTU	<0.10 ppm	<0.10 ppm
Taste & Odor	Free from off-tastes and odors	Free from off-tastes and odors	Free from off-tastes and odors	Free from off-tastes and odors
Total Chlorine	<0.05 ppm	<0.05 ppm	<0.05 ppm	<0.05 ppm
Iron	<0.10 ppm	<0.10 ppm	<0.10 ppm	<0.10 ppm
Total Alkalinity	<150 ppm	<150 ppm	<150 ppm	<100 ppm
Total Hardness	17 - 85 ppm	<100 ppm	<85 ppm	17-70 ppm
Total Dissolved Solid	70 - 200 ppm	<500 ppm	70 - 200 ppm	25-75 ppm
pH	6.80 - 7.40	6.5 - 8.5	6.80 - 7.40	6.80 - 7.40
Chlorides	Coffee: <50 & Espresso: <30 ppm	<250 ppm EPA	<80 ppm	<25 ppm
Sodium	At or near 10 mg/l	<250 ppm EPA		
Sulfates		<20 ppm		
Silica				<12 ppm
Chloramines		<0.10 ppm	<0.05 ppm	

Water used on inlets to steamers or warewashers should meet quality requirements as specified by the equipment’s manufacturer or as listed in the following table:

Total Water Management

Make managing your water easier and more cost-effective than ever before. As your end-to-end custom water treatment solutions provider, you can count on our team of Pentair water experts and network of service providers to help support your water using equipment needs.

Simply put – we offer water expertise and peace of mind.

It is essential to consider the impact water can have on your equipment, products, customers and success. The chemical characteristics of water affect the quality and consistency of beverages, operating efficiency and life of equipment. In many cases, water is the cause of expensive repairs, shortened equipment life and poor beverage quality.

5 easy steps to Total Water Management



Peace of mind. Your water and your business can run smoothly and safely.

Water makes up 98% of Coffee, Espresso and Tea

The chemical and physical properties of water have a significant impact on achieving the right body, balance, flavor, and finish of your beverages.

QC7I Systems



QC7I Single-MH²

- Reduce sediment, chlorine taste & odors
- Contains 0.5-micron precoat filtration by mechanical means*
- Scale control as tested by Pentair
- NSF/ANSI Standard 53 certified to reduce cysts such as Cryptosporidium and Giardia by mechanical means*
- Easy, quick cartridge replacement
- Effectively inhibits bacteria growth on filter media that can decrease product life* with Micro-Pure® II filtration
- Certified under NSF/ANSI standards 42, 53 and 401*



QC7I Single-ES07

- Salt-less ion exchange provides excellent scale prevention
- Integrated carbon filtration helps reduce off-tastes and odor in beverages
- Fixed blending of 40% filtered water with 60% softened water to optimize mineral content

7CM Mineral Cartridge

Reintroduces a balance of calcium and magnesium into post RO water and stabilizes pH.



Cartridge Part Number: EV9627-85



QC7I-Single : EV927241



Claris Filtration Systems

The Claris systems series works to reduce any impurities that can contribute to unwanted tastes and odors elevating your beverages while safeguarding equipment. Using innovative water purification and softening technology, they seamlessly integrate hardness reduction, mineral stabilization and guard against corrosion. This is achieved by regulating a low level of carbonic acid in the water, ensuring optimal performance.

Adjustable DuoBlend® bypass valve allows for precise adjustment of carbonate hardness

Built-in flush valve and backflow preventer

Automatic inlet and outlet shutoff valves mean no risk of opening head and having water run everywhere

System operates in either a vertical or horizontal orientation



“Valve-in-head” design allows the system to depressurize by itself during cartridge changeout

Universal filter head fits all Claris cartridge models and sizes

Quick to install, easy to handle, fast to service

- Flat cartridge connector allows filter replacement in limited space
- Prefiltration removes coarse particles
- Carbonate hardness is adjusted through an ion exchange process

Coffee Espresso Tea Softening & Filtration Systems				
System Name & Code	QC71 Filter Head: Ev9272 4l+ MH2 Cartridge: EV9613-21	QC71 SINGLE - ES07 SYSTEM-EV9607-25	Ev433990 Claris Gen 2 3/8 IN BSP Head + EV433911 Claris Cart M	7CM MINERAL CARTRIDGE-EV9627-85 + QL2 BW HEAD Ev306332
Replacement Cartridge	Mh2 Cartridge: EV9613-21	ES07 CART-EV9607-25	Ev433911 Claris Cart M	7CM MINERAL CARTRIDGE-EV9627-85
Cartridge Life - LTR	34068	2300 LTR	2490	6 MONTH
Flow Rate - LPM	6.3 LPM	1.9 LPM	2	1.9 LPM
REMARK	CONTACT US FOR BIG SIZE CARTRIDGES			

Steam is 100% Water

Harness the good stuff using the preferred water filtration.



Kleensteam® CT



Kleensteam® II Twin

Kleensteam Systems

Enhance operational efficiency, optimize performance, and help extend the lifespan of your equipment with Everpure Kleesteam filtration systems.

EVERPURE Steam Filtration Systems		
System Name & Code	Kleensteam CT System: EV9797-50	Kleensteam II Twin System: EV9797-22
Replacement Cartridge	4CB5 Replacement Cartridge: EV9617-16	7CB5 Replacement Cartridge: EV9618-11
	SS-IMF Cartridge: EV9799-32	SS-10 Cartridge: EV9799-02
Cartridge Life - LTR	6 Month	6 Month
Flow Rate - LPM	6.3	18.9
Dimension (Height x Width x Depth)	15.23" L x 13.72" W x 6.23" D	25.5" H x 20.5" W x 7" D



SCALE | DELIMING | WAREWASHING

SR-X Scale Inhibitor System

The scale inhibitor and deliming systems are designed to reduce scale buildup on commercial warewashing and steam equipment. These attributes work to reduce corrosion and help to enhance the overall effectiveness and durability of your equipment.



SRX Feeder: EV9798- 45
SS-IMF Cartridge: EV9799-32

Kleenware® HTS-11 Scale Control System

- Inhibits mineral deposits and provides corrosion protection
- Opaque (red) high temperature bowl allows for hot water [up to 170°F (76.6°C)] feed installations
- Transparent replacement cartridge containing HydroBlend™ scale inhibitor, which is effective up to 200°F (93.3°C)



Kleenware HTS-11 System: EV9799-11
HT-10 Replacement Cartridge: EV9799-22



70% of Service Calls are water related.

The quality and flavor of your ice is essential for any foodservice operation. Whether clear cubes in a crafted cocktail or finely crushed ice in a refreshing fountain drink, Pentair can elevate your water treatment to help ensure the freshest and most memorable ice experience.



Insurice® Single - i20002 Insurice® Twin PF - i20002

Ice Filtration Systems

Keep your ice operation functioning at full capacity with the commercial-grade ice filters from Pentair. Featuring Fibredyne technology and integrated scale inhibitors, these filters work hard to maintain quality water and deliver the freshest ice possible from freezer to drink.



REALLY NICE ICE



ENERGY SAVING



PROTECTION FOR EQUIPMENT

Our Systems Provide

Chlorine Taste & Odor Reduction

Chlorine can impart an undesirable taste and odor in your drinking water.

Bacteriostatic Control

Bacteriostatic filters inhibit the growth of bacteria within the filter.

Scale Reduction

Scale buildup can create major problems for water using equipment.

Slime Reduction

Slime results from bacteria and mold growth in ice makers.

EVERPURE Ice Filtration Systems		
System Name & Part Code	Insurice System Single-12000 ² : EV9324-01	Insurice Twin PF-i20002 System: EV9324-22
Replacement Cartridge	20002 Replacement Cartridge: EV9612-22	20002 Replacement Cartridge: EV9612-22 Ec210 Prefilter Cartridge: EV9534-26
Cartridge Life - LTR	34068	68137
Flow Rate - LPM	6.3	12.6 LPM
Inbuilt Pre Filter	NO	YES
Dimension	26.69" H x 8.04" W x 5.25" D	25.59" L x 21.5" W x 6" L x D



4FC Filter Cartridge

Delivers premium quality water for fountain and combination applications.



EV306332 QL2 Head Assy

Applications

- Fountain.
- Combination Systems.

Features • Benefits

- Reduces chlorine taste & odor and other offensive contaminants that can adversely affect the taste of beverages.
- Sanitary cartridge replacement is simple, quick and clean; internal filter parts are never exposed to handling or contamination.
- Protects drink system seals, pump, tubing and small orifices from clogging, corrosion and abrasive wear.
- Improves the taste of fountain beverages and helps retain the drink's carbonation.
- Increased capacity for extended reduction of chemical and mechanical contaminants.
- Balanced cartridge for optimum performance in varying water qualities.
- Compatible with Pentair® Everpure® Coldrink®, QC7I, QL2, QL3B, QL3 Heads, and Pentair Everpure High Flow CSR manifolds.
- Proprietary Fibredyne™ II filtration media effectively inhibits the growth of bacteria on the filter media that can decrease product life.
- Exclusive Fibredyne II media provides superior chlorine taste & odor reduction and micro-filters dirt and particles as small as 0.2* micron in size by mechanical means.
- NSF/ANSI Standard 53 certified to reduce cysts such as Cryptosporidium and Giardia by mechanical means.
- NSF/ANSI Standard 53 certified to reduce cysts such as Cryptosporidium and Giardia by mechanical means.



4FC Replacement Cartridge
(1 PK): EV9692-21

Specifications

- **Service Flow Rate**
Maximum 2.5 gpm (9.5 Lpm)
- **Rated Capacity**
15,000 gallons (56,781 L)
- **Pressure Requirements**
10 - 125 psi (0.7 - 8.6 bar), non-shock
- **Overall Dimensions**
14.5" H x 3.25" D (36.8 cm x 8.3 cm)



System Tested and Certified by NSF International against NSF/ANSI Standards 42 and 53 for the reduction of:

STANDARD NO. 42 –
AESTHETIC Effects
Bacteriostatic Effects
Chemical Reduction
Taste & Odor
Chlorine
Mechanical Filtration
Nominal Particulate Class I

STANDARD NO. 53 –
HEALTH EFFECTS
Mechanical Filtration
Cyst
Turbidity

*Validated by ISO 17025 accredited lab for 99.999% reduction of Pseudomonas diminuta following the ASTM F838-05 protocol for the validation of 0.2 µm sterilizing grade filters.

Single Filtration Systems Working Double Duty



Whether it's a fountain beverage, coffee or steam oven, Pentair Everpure combination systems can help ensure your water is at its best at every turn, taste, or touch-point. You'll save time and reduce maintenance without having to buy multiple water filters.

High Flow CSR Systems Replacement Cartridges



High Flow CSR Triple 7FC

Combination of Coffee, Fountain and Ice Machines	
System Name	EVERPURE® HIGH FLOW CSR TRIPLE-7FC SYSTEM
System Part Code	EV9329-73
Replacement Cartridge	7FC Replacement Cartridge: EV9692-61
	EC210 Replacement Cartridge: EV9534-26
	SS-XL ScaleStick Cartridge: EV9799-42
Cartridge Life - LTR	283906 for 7FC & 6 Month for EC210 Cart and SS-XL
Flow Rate - LPM	28.4
Inbuilt Pre Filter	YES
Inbuilt SCALE REDUCTION	YES
Dimension (Height x Width x Depth)	25.59" L x 30" W x 6.74" D

Part Number	Model Name	Pack Size	Performance		Benefits										Rating										
			Gallons/Minute	Liters/Minute	Gallons	Liters	Micron Rating	Bacteriostatic Effects	Chlorine Reduction	Cyst Reduction†	Microplastics Reduction	Particulate Reduction‡	Taste & Odor Reduction	Turbidity Reduction	Softening	NSF Standard 42	NSF Standard 53	NSF Standard 401							
			Flow Rate	Rated Capacity																					
EV9612-56	Mc ²	1	1.67	6.3	9,000	34,000	0.2 [†]	•	•	•	•	•	•	•	•	•	•	•	•	•	•	•	•	•	•
EV9692-21	4FC	1	2.5	9.46	15,000	56,871	0.2 [†]	•	•	•	•	•	•	•	•	•	•	•	•	•	•	•	•	•	•
EV9692-61	7FC	1	2.5	9.46	25,000	94,635	0.2 [†]	•	•	•	•	•	•	•	•	•	•	•	•	•	•	•	•	•	•



HydraSmart Series 8-Stages Smart Water Filtration and Softening



Automatic regeneration according to actual usage maintains quality of water.



Continuous 8-steps regeneration ensures high quality water with no residues.



3 adjustable salt levels allow user to minimize salt wastage and save hundreds of dollars every year.



Built-in bypass feature allows flexible adjustment of water hardness and provides easy installation and maintenance.



Cost Saving



Bathe in Comfort



Brighter and Cleaner Clothes



Longer Lasting Appliances



Green and Eco-Friendly





Softener Data Sheet

Model	PWCE16P12 (SA11243)	PWCE35P12 (SA11244)	PWCE54P12 (SA11245)
Inlet Water Condition	Chlorinated City Water		
Inlet/Outlet Pipe Size	1" BSP	1" BSP	1" BSP
Operating Pressure	20 ~ 50 PSI	20 ~ 50 PSI	20 ~ 50 PSI
Flowrate	1.1 m ³ /h	2.0 m ³ /h	3.0 m ³ /h
Total Capacity	10,000m ³	15,000m ³	20,000m ³
Resin Volume	12L	30L	40L
Salt Amount	20kg	50kg	60kg
Power Supply	220V/50Hz	220V/50Hz	220V/50Hz
Power	6W	6W	6W
Inlet Water Temp	4 ~ 38°C	4 ~ 38°C	4 ~ 38°C
Dimensions (L x W x H)	532*314*739mm	532*314*1230mm	Main Unit: 275*275*1620mm
			Salt Tank: 325*325*1000mm
Drain Line Size	1/2"	1/2"	1/2"
Salt Inlet Size	3/8"	3/8"	3/8"



Point of Entry Filter and Softening System

Technical Specifications

Model No		
	PW AUTOSOFT-1354	PW AUTOSOFT-1665
Part Number	10387-SYS	10390-SYS
Model Description	1354 TANK W/5600 SXT SOFT SYSTEM	1665 TANK W/5800 SXT SOFT SYSTEM
Flow Rate	2.5 m ³ /hr @15psi PD*	4 m ³ /hr @15psi PD*
Backwash Flow Rate (Valve Alone)	1.6 m ³ /hr	3.9 m ³ /hr
Inlet/Outlet Size	1" BSPF	1" BSPF
Mounting Base	2 1/2 Inch-8 NPSM	2 1/2 Inch-8 NPSM
Operating Pressure	2 - 6 Bar	2 - 6 Bar
Regeneration	Down Flow	Down Flow
Tank Size	1354	1665
Distributor Size	1.05 inch	1.05 inch
Brine Tank Capacity	100 Ltrs	200 Ltrs
Drain Size	1/2" NPTF	1/2" NPTF
Brine Size	3/8"	3/8"
Controller Operating Voltage	24V AC	12V DC
Recommended Media Volume (Ltrs.)	50*	125*
Filter Model (Sand, Carbon & Iron)	Yes	Yes
Regeneration Mode	Flow & Time Based	Flow & Time Based

*Please contact for big size softener system.

Features and Benefits

- Fiber-reinforced polymer valve body for superior strength and durability, non-corrosive and UV-resistant
- NSF 44 - Tested and Certified by WQA to NSF/ANSI Standard 44 for water Softener Performance
- Programming stored in memory will not be lost due to power outages
- On screen display and soft keys for programming at site
- Corrosion resistant for long life, light weight FRP vessel
- Auxiliary switch to drive external pump or solenoid
- Time based and volume based regeneration
- Maximum working pressure of 6 bar
- Auto refill of brine tank
- Ease in serviceability



We also provide automatic softener systems with a flow rate up to 20m³/hr.

RO Systems

With properly filtered water and the right blend of minerals, you'll help deliver consistent beverage results with every brew. These high-efficiency systems feature reverse osmosis and blended quality water to help reduce odors and total dissolved solids (TDS) from the incoming tap water.

Conserv RO-200U Reverse Osmosis System



Everpure RO-200U Reverse Osmosis System

Features • Benefits

- Patented quick-change filter cartridge replacement.
- Satisfied the demands of various water consumption equipment.
- High water efficiency water yield up to 60%.
- Reduces the downtime and additional maintenance costs caused by scale, and lowers the energy consumption.
- Reduces chlorine taste and odor that affect the taste of water and beverages.

CMRS600MD-B55 Reverse Osmosis System



Everpure CMRS600MD-B55 Reverse Osmosis System

Features • Benefits

- Smart digital display with real-time reading allows constant monitoring of water quality.
- Smart Built-In Safety Features.
- HD LED Display.
- Real-time display of TDS value.
- Intelligent controller tracks lifespan of filter cartridges.
- Flow rate display, tracks water usage throughout the day.
- Leak detector activates error light, alarm and automatically stops water flow.
- Touch buttons for easy operation with wet hands.
- Multi-stage filtration.
- High flow RO membrane.
- First Grade Water Efficiency.
- Compact under the cabinet design saves space.



Adjustable TDS



Smart Digital Display



Multi-Stage Filtration



Smart Design System



Espresso Machine



Drip Coffee Machine



Ice Maker



Drinking Faucet



Water Dispenser



Tea Maker









Steam Oven

MDRO System



Simple Operation and Hassle-Free Maintenance

-  Built-in bypass ball valve to address water needs during emergencies (e.g., commercial power outages)
-  Uses quick-connect filter cartridges, allowing replacement in seconds—time-saving, labour-saving, and more efficient.
-  TDS value, flow rate, and flow speed are clearly visible, enabling easy water management.
-  Filter cartridge lifespan reminder for convenient and timely stock replenishment and replacement.
-  Precise fault code identification for remote troubleshooting and support.
-  Includes reserved IOT function interface for convenient remote management and efficient operation.

Multiple Options For Flexible Configuration

The standardised configuration includes different pre-filter products and main system models, enabling simple and quick selection. Open for customisation to meet more personalized needs of the store, with professional and precise matching.

Reverse Osmosis System-Technical Specification

Model	Everpure RO-200U Reverse Osmosis System-SA31207	Everpure CMRS600MD- SA31209	MDRO-800 (SA31236)	MDRO-1600 (SA31238)
Flow Rate (LPM)	0.425	1.5	2	4
Inlet/Outlet Size (Inch)	1/4"OD	3/8"	3/8"	3/8"
Recommended Inlet Pressure (Mpa)	29-50 PSI	20-50 PSI	14.5-58 PSI	14.5-58 PSI
Rated Power (W)	220V-/50Hz	220V 50/60 Hz	220V 50/60 Hz	220V 50/60 Hz
Replacement Cartridge	4FC-CN Fibredyne cartridge SA21039	Everpure EV-FD05C4 Filter Cartridge- EV-FD05C4	PPC-80 (SA21138)	PPC-160 (SA21140)
	Everpure reverse osmosis membrane SA21035	Phosphate (Scale Inhibitor)- SA979932	MRO-800 (SA21142)	MRO-1600-(SA21144)
	Phosphate cartridge LSY-5 SA21036	Reverse Osmosis Membrane - SA30915	NA	NA
Dimensions (MM)	410L x 205W x 500H	480L x 280W x 650H	W320 D268*H598	W320 D268*H708



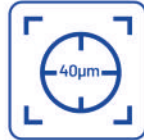
Fully Automatic**

Providing Clean Water For The Whole Family

Pentair Automatic Backwash Pre-Filter



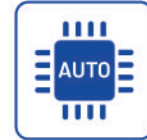
Pressure Regulator



40-Micron Filtration



360° Rotation



Fully Automatic Backwash**




Automatic Backwash Convenient and worry-free

- Automatic periodic backwash in just 2 easy steps.
- Customizable settings to meet different household water needs.
- No electricity required.
- Worry-free battery-operated system that puts your mind at ease during power outages.

Automatic Pressure Regulator*** Safe for home appliances

- Incoming water pressure is automatically adjusted by the stabilizing valve and low technology.
- Protects water-related appliances.



316
Stainless Steel Filter



Pre-installed pressure gauge for
real-time water pressure monitoring



Automatic
Periodic Backwashing



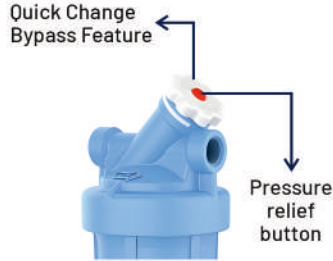
-30°C low temperature
explosion-proof*

Product Specifications

Model:	BF-W4	EVP-P40B
Dimensions - Height x Width x Depth (mm):	313x176x152	313x176x152
Operating Temperature:	4°C-40°C	4°C-40°C
Inlet Pressure PSI:	14.5 - 72.5	14.5 - 72.5
Filtration Size (µm):	40	40
Net Water Flow Rate (m ³ /h):	4	4
Installation Method:	Adjustable 360° Rotation	Adjustable 360° Rotation
Pressure Stabilization:	Anti-Water Hammer, Automatic Pressure Stabilization***	Anti-Water Hammer, Automatic Pressure Stabilization***
Backwashing Method:	Fully Automatic**	Manual

MINI WHOLE HOUSE WATER FILTRATION SYSTEM

Suitable for small spaces such as apartments, office buildings and small businesses



SMALL IN SIZE, BIG IN FUNCTION

2 UNIQUE DESIGN FEATURES

2 FILTRATION SYSTEMS

Technical Specifications

Part No	Description	Replacement Cartridge Part Number/Description
Basic: SA10641	BF35 with DGD-7525 Dual-Gradient Polypropylene	155355-43 (CART. DGD-7525 75/25uM 10")
Superior: SA10643	BF35 with DBC-10EX2 (GAC-BB + KDF Granular Act.Carbon)	255748-43 (GAC-BB + KDF Granular Act.Carbon 9 3/4")

Filter Type	Flow Rate	Filtration Accuracy	Performance							
			Removes dirt, sand, rust particles	Removes chlorine, taste, odour	Removes colour	Prevents buildup of limescale	Removes bacteria growth	Prevents growth of algae & fungi	Removes soluble heavy metals	
BASIC	2 m ³ /hr	25 micron	✓							
SUPERIOR	1 m ³ /hr	25 micron	✓	✓	✓	✓	✓	✓	✓	✓



EVERPURE®
A-10 10" CLEAR HOUSING



EVERPURE®
E-20 PREFILTER SYSTEM



BIG WHITE WITH BYPASS
FILTER HOUSINGS

Housing Name & Part Code	A-10 10" Clear Housing: EV9100-01	E-20 Prefilter System: EV9795-90	WHITE JAMBO 655107 + SA10615 Accessories kit	150069 3/4" #20 HOUSING BLUE + SA10615 Accessories Kit
Replacement Cart				
Sand	EVP P5-10 CART EV954210	EC210 EV9534-26	Sediment 155358-43	Sediment EV9534-26
Carbon	155531-43	Carbon 255675-43	Carbon 155783-43	Carbon 255675-43
Iron			Iron 155263-03	

Pentair UV system uses ultraviolet light to sterilise or deactivate disease causing bacteria, virus and other micro-organisms present in water. UV technology is extensively used in water treatment applications, as it is inexpensive, avoids use of external chemicals and has no water wastage. This system is ideal for use in restaurant, canteens, hotel kitchens, school/college canteens, institutions, nursing homes, shopping malls, for vending of soft drinks, hot beverages like coffee, tea etc. If the inlet water is brackish/saline or is very hard, then as advance "Reverse Osmosis System" is recommended.



UV 2 GPM System



UV 6 GPM System

UV900 Intelligent UV Water Disinfection System

Features

- High performance, 25 Watt UV lamp from Philips® Netherland.
- Speciality combination cartridge removes suspended particles and reduce chlorine, bad taste, colour and odour from the water.
- LED indication for functioning of UV lamp.
- US Food and Drug Administration (FDA) approved food grade material is used which ensures that the water you get is safe and contamination free.
- Tested successfully according to Indian standards for UV purifiers at 900LPH (Litre per hour)



UV Systems

System Name & Part Code	2 GPM UV System	UV900 System	6 GPM UV System - SA30096
Flow Rate - LPH	450 LPH	900 LPH	2400 LPH
Pre Filtration	N/A (can Select From Our Pre Filtration Range)	20" Carbon Cartridge with 5 micron rating	N/A (can select from our pre filtration range)
Lamp Life	9000 HOURS	9000 HOURS	9000 HOURS
Lamp Power	14 W	18 W	25 W
Replacement Lamp	Lamp	UV-2012 UV Lamp	SA30096-04800001
Replacement Cartridge	N/A	255675-43 Carbon Block 5uM 20"	N/A
	N/A	Yes	N/A
Overall Dimension (MM)	L-360 x W-51 x H-67	H610 x W254 x D152	L-564 x W-63.5 x H-90

Pentair Ultraviolet Micro Filtration System



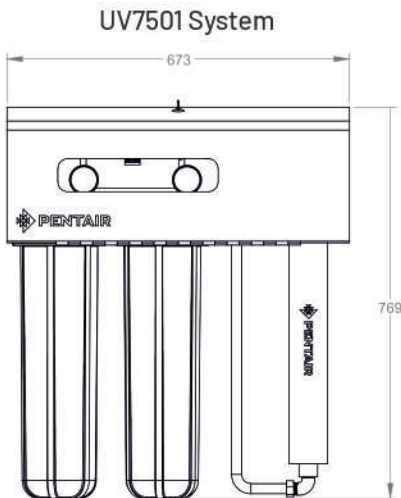
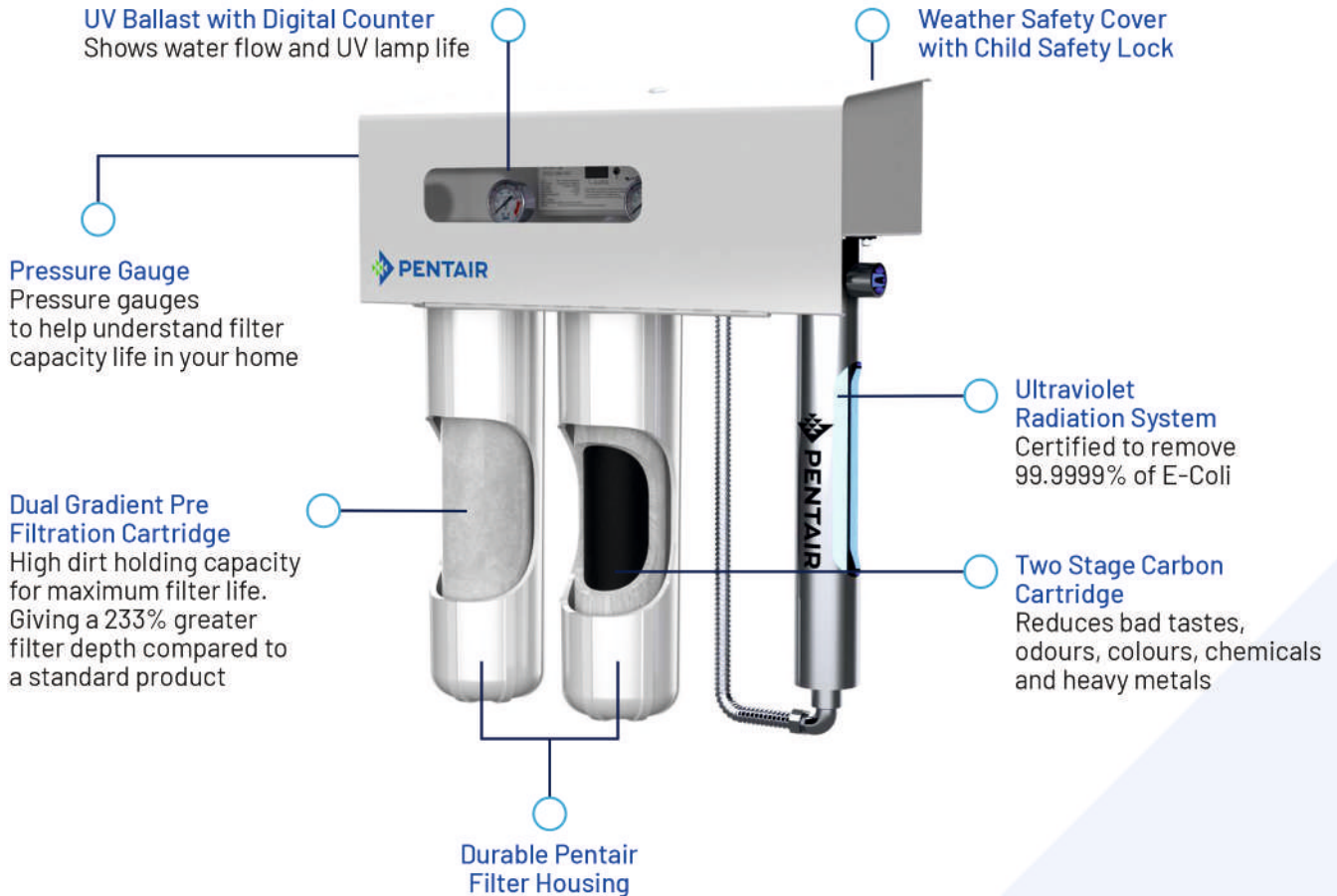
UV55

For small-to-medium houses




UV75

For medium-to-large houses




When microbes are killed by antimicrobial technology, feel confident that your filtration system will wipe out harmful bacteria in its mass. Why just be 99% sure of your filter, when you can be 99.9999% sure, with Pentair.

Product Name & Code	SA11281 POE UV 55 LPM	SA11284 UV 75 LPM
Replacement Cart	DGD2501	20DGD2501
	DFXCBBB	DFXC20BB



NatureWash

Activated-Oxygen for that Added Measure of Food Safety



NatureWash is a compact, plug-and-play, wall-mounted ozone system that provides eco-friendly, cold-water wash technology. Ozone can replace traditional sanitizing agents such as chlorine, and provide other benefits in the washing and storage of food products.

NatureWash transforms cold water into a powerful cleaning agent by mixing normal tap water with ozone, nature's safest, and most effective disinfecting agent, into the wash water.

Features

- Ozone output: 200 mg/hr
- Dimensions: 17.12" w x 10.55" h x 2.57" d, 5.4 lbs
- Compact, wall-mounted
- Power: 220/240VAC, 50/60 Hz, .25 amps
- Built-in air dryer
- Powder coated enclosure
- Regulated universal power supply
- Air cooled for ease of installation
- Solid state components
- Remote 4-20 mA control or manual control
- LED light status indicators
- Built-in moisture indicator and air filter

Benefits

- Improves food safety and quality control
- Can extend shelf life
- Organic and sustainable
- Produced on site, nothing to store or transport



Dirtyclean CPF Ultrafiltration Water Purifier

Protect the back-end water purification system and calmly cope with peak water usage



Ultrafiltration

Product Features

- UF Ultrafiltration membrane precision filtration physically filters out potential pathogenic bacteria such as E. coli, effectively reducing raw water turbidity, visible objects and bacterial infection indicators.
- Stainless steel pipe wall thickness up to 1.1mm.
- Strict process quality control to ensure high product stability.
- Meet the structural integrity test requirements of GB/T 4143-2019: cycles (water hammer): 0-150psi/100,000 times, static pressure: 15 minutes @ 300 psig*.
- Using internal pressure ultrafiltration, the flow rate reaching the outer surface of the membrane is high during forward and backwash; Even distribution, more thorough rinsing, better results.

Product Technical Parameters

Product Model	Product Name	Clean Water Flow (L/min)	Filtration Precision (µm)**	Water Inlet/Outlet	Working Pressure (Mpa)	Product Size (Diameter x Length mm)	Filter Element Combination
Dirtyclean CPF-40BB SA31307	Aihuipu brand Dirtyclean CPF-40BB type ultrafiltration water purifier	12	0.1	3/4 inch	0.14-0.35	φ114×860	Ultrafiltration membrane filter element

Shurflo® General Beverage Bib Pumps, Yellow Clip



Shurflo heavy-duty, gas-driven (CO₂ /Air) diaphragm pumps are designed for the dispensing of Bag-in-Box (BIB) syrups, teas, juices, and wines. It utilizes a technically superior, straight-through flow path design to maximize performance by minimizing pressure drop. The pumps feature an automatic demand and automatic sold out vacuum shutoff for ease of operation.

- Straight, short syrup path for consistent, efficient delivery.
- High volume per stroke for maximized pump life.
- Operating pressure to 85 PSI [5.86 BAR] can handle the most difficult installations, suitable for all pumping needs.

Part No	Liquid In	Liquid Out	Gas In	Gas Out	Mounting Bracket	Case Qty.
94-360-00	3/8" [10 mm] Barb plastic elbow	1/4" [6 mm] Barb stainless steel elbow	1/4" [6 mm] Barb plastic elbow w/check valve	N/A	Std. Bracket	12

Shurflo® Beer Ace™ II Pumps



The Shurflo Beer Ace II Pump is a positive inlet pressure, gas operated pump. The pump is used to drive beer from the keg to the tap without over-carbonating the beer.

- Dispense speed can be altered without over-carbonating the beer.
- Handles long and difficult runs.
- Enlarged pumping chambers and long piston stroke gives desired flow rate with fewer cycles and reduced wear.
- Smooth flow and longer pump life.

Part No	Liquid In	Liquid Out	Gas In	Gas Out	Mounting Bracket	Case Qty.
166-257-16	3/8" [10 mm] Barb plastic	3/8" [10 mm] Barb plastic	1/4" [6 mm] Barb plastic elbow w/check valve	N/A	Std. Bracket	12

Shurflo® Water Boost Systems

The increased popularity of noncarbonated drinks and the inconsistency of city water pressure and flow often leads to the need for a Water Boost System to deliver quality drinks in many installations. Shurflo Water Boost Systems are designed for applications where low, fluctuating, or no water pressure exists. The pump and accumulator tank maintain consistent water pressure to one or more dispensing valves or faucets.

- Features reliable Shurflo 8025 and 8095 Series Pumps.
- Pumps and tanks are NSF/UL/CSA -listed.
- Can run dry without damage.
- Self-priming up to 8 vertical feet [2.4 m].



Shurflo® Mini Water Boost Systems

Part No	Description
804-021	230 VAC, 90 PSI [6.21 BAR] shutoff, 21 oz. [621 ml] Shurflo Tank, 3/8" [10 mm] stainless steel barb fittings, 8095-903-249 non-corded pump

Shurflo® Medium Electric Water Boost Systems

Part No	Description
804-029	230 VAC, 90 PSI [6.21 BAR] shutoff, 2 gallon [7.6 litre] stainless steel Shurflo Tank w/replaceable bladder, inlet/outlet - 3/8" [10 mm] stainless steel barb fittings, 8095-942-349 non-corded pump.



Shurflo® Maxi Water Boost Systems

Part No	Description
804-038	230 VAC, 90 PSI [6.21 BAR] shutoff, 6 gallon [22.7 litre] stainless steel Shurflo Tank, inlet/outlet - 3/8" [10 mm] stainless steel barb fittings, 8095-942-349 non-corded pump

"Brands That Trust Us"



STARBUCKS



Tim Hortons



**THIRD WAVE
COFFEE**



CORPORATE OFFICE

Pentair Water India Private Limited,
Candor Techspace, Block B, Industrial Area, Sector 62, Noida, Uttar Pradesh - 201309.
Phone: +91 120 419 9444 | Fax: +91 120 419 9400 | Mail: lokesh.acharya@pentair.com